

# MONTREAT



**KINCAID**  
SOLID WOOD SINCE 1946



*Montreat: Modern styling ... natural materials ... artfully presented in a graphite finish*





B E D R O O M



*The Montreat bedroom features a clean transitional look with two distinct bed styles. Subtle design elements give shape and show the character of the solid Dutch White Cedar.*

Opposite Page | 84-105 Mitered Chest







84-141 Montreat Nightstand  
84-152H Montreat Rake Bed Headboard - King  
84-152F Montreat Rake Bed Footboard - King  
84-305 Bolt on bedrails  
84-161 Black Mountain Bureau  
84-117 Montreat Double Vision Mirror (TV off)



84-117 Montreat Double Vision Mirror (TV on)



84-114 Montreat Mirror



84-141 Montreat Nightstand  
84-152H Montreat Rake Bed Headboard - King  
84-139F Storage Footboard - King  
84-137 Storage Footboard Bed Rail





Opposite Page and Above | 84-164 Tucker Chest





84-160 Saxony Dresser  
84-118 Track Mirror  
84-130H Borders Panel Bed Headboard - Queen  
84-130F Borders Panel Bed Footboard - Queen  
84-305 Bolt on Bedrails  
84-105 Mitered Chest  
84-142 Groovy Bedside Chest



# D I N I N G R O O M



*The Montreat dining room focuses on versatility presented in a casual, yet sophisticated style. Choose between standard or counter height, each offers dining flexibility to seat four, six, or eight.*





84-054 Cornerstone Dining Table (with 2 leaves)  
84-062 Saluda Wood Arm Chair (2)  
84-061 Saluda Wood Side Chair (6)  
84-089 Black Rock Sideboard



84-054 Cornerstone Dining Table (with 1 leaf)  
84-062 Saluda Wood Arm Chair (2)  
84-061 Saluda Wood Side Chair (4)  
84-089 Black Rock Sideboard



84-054 Cornerstone Dining Table (with 1 leaf)  
84-066 Arden Upholstered Arm Chair (2)  
84-065 Arden Upholstered Side Chair (4)  
84-089 Black Rock Sideboard





84-054 Cornerstone Dining Table  
84-065 Arden Upholstered Side Chair  
84-089 Black Rock Sideboard



84-066 Arden Upholstered Arm Chair  
84-065 Arden Upholstered Side Chair



84-089 Black Rock Sideboard





84-092 Montreat Server  
84-058 Montreat Tall Dining Table  
84-067 Saluda Tall Dining Chair (6)



L I V I N G R O O M



*Simple lines and structural details accentuate your living space using natural features of solid Dutch White Cedar. Transitional styling abounds within the living room table and entertainment options*







84-022 Cantilever End Table  
84-023 Cantilever Cocktail Table  
84-021 Montreat Drawer End Table






84-035 Montreat Entertainment Console



Opposite Page | 84-025 Montreat Sofa Table




# THE KINCAID DIFFERENCE



## SOLID WOOD CONSTRUCTION

Genuine solid wood is used on all exterior panels and shaped edges to provide quality and beauty that will last for generations. Kincaid does not use veneers, which are susceptible to cracking and peeling over time.

*Many furniture manufacturers only use solid wood on drawer fronts, while the remainder of the product is veneer over particleboard. Edges are typically "banded" with a strip of solid wood to simulate solid wood construction, but below the veneer is particleboard.*



## MORTISE AND TENON JOINTS

Kincaid's case construction features mortise and tenon joinery, a time-proven method of assembling two parts at a 90° angle.



## FLOATING TOPS

Fully floating tops, end panels, bed panels, etc. are incorporated into every Kincaid product to allow for normal expansion and contraction of the solid wood components as the humidity changes in your home.




## ADJUSTABLE GLIDES

Adjustable glides are provided on all units for leveling doors and on select units for a center support.



## DRAWER GLIDES

For select collections, we offer a whisper-quiet drawer glide mechanism that allows a gradual, soft close to all drawers.



## DOVETAILING

Kincaid's dovetail drawer construction utilizes the best dovetail for each application. English dovetails on the drawer front and back create a tight fit and add exceptional holding power.




## FLOATING PANELS

Raised panel doors and bed panels utilize a floating, self-centering construction technique.



## FRONT POSTS

Where the design allows, heavy front posts are used for additional case stability and strength.



## KINGUARD TOPS

Table tops feature Kincaid's Kinguard protective finish to help against spills and finish damage.



## SOLID WOOD EDGES

Shaped edges are constructed of solid wood, unlike many manufacturers who use banded veneers, to provide premium quality and durability.

## MONTREAT VISUAL INDEX

### BEDROOM



84-130H Borders Panel Bed Headboard 4/6 - 5/0  
W 62-1/2 . D 2 . H 60 in  
Headboard post: H 60 in  
Headboard panel: H 60 in

84-130F Borders Panel Bed Footboard 4/6 - 5/0  
W 62-1/2 . D 2 . H 19-5/8 in  
Footboard post: H 19-5/8 in  
Footboard panel: H 19-5/8 in

4/6 Length when set up: 82 in  
5/0 Length when set up: 86 in

84-305 Bolt On Bedrails

00-830 Center Support recommended

84-131H Borders Panel Bed Headboard 6/0 - 6/6  
W 79-1/2 . D 2 . H 60 in  
Headboard post: H 60 in  
Headboard panel: H 60 in

84-131F Borders Panel Bed Footboard 6/0 - 6/6  
W 79-1/2 . D 2 . H 19-5/8 in  
Footboard post: H 19-5/8 in  
Footboard panel: H 19-5/8 in

6/6 Length when set up: 86 in  
6/0 Length when set up: 90 in

84-305 Bolt On Bedrails 6/6  
84-306 Bolt On Bedrails 6/0

00-830 Center Support recommended

Pages 8, 9



84-150H Montreat Rake Bed Headboard 4/6-5/0  
W 63-3/4 . D 6-5/8 . H 60 in  
Headboard post: H 60 in  
Headboard panel: H 59-3/4 in

84-150F Montreat Rake Bed Footboard 4/6-5/0  
W 63-3/4 . D 3-1/2 . H 30-1/4 in  
Footboard post: H 30-1/4 in  
Footboard panel: H 30 in

4/6 Length when set up: 88-1/8 in  
5/0 Length when set up: 92-1/8 in

84-305 Bolt On Bedrails

00-830 Center Support recommended

84-152H Montreat Rake Bed Headboard 6/0-6/6  
W 80-3/4 . D 6-5/8 . H 60 in  
Headboard post: H 60 in  
Headboard panel: H 59-3/4 in

84-152F Montreat Rake Bed Footboard 6/0-6/6  
W 80-3/4 . D 3-1/2 . H 30-1/4 in  
Footboard post: H 30-1/4 in  
Footboard panel: H 30 in

6/0 Length when set up: 96-1/8 in  
6/6 Length when set up: 92-1/8 in

84-305 Bolt On Bedrails 6/6  
84-306 Bolt On Bedrails 6/0

00-830 Center Support recommended

Pages 4, 5



84-138F Storage Footboard 5/0  
W 62-1/2 . D 25 . H 18-3/8 in  
Two drawers, full extension side-mount drawers  
Use 84-238 Queen Slat Pack

84-139F Storage Footboard 6/6  
W 79-1/2 . D 25 . H 18-3/8 in  
Two drawers, full extension side-mount drawers  
Use 84-239 King Slat Pack  
Page 5

84-137 Storage Footboard Bedrails  
Center support not recommended



84-105 Mitered Chest  
W 38-3/8 . D 19 . H 54 in  
Five drawers, adjustable levelers  
Pages 3, 9



84-114 Montreat Mirror  
W 42 . D 1-1/2 . H 40-3/4 in  
1-1/4 in beveled mirror  
Page 5



84-117 Montreat Double Vision Mirror  
W 47-1/16 . D 6-1/4 . H 32-1/16 in  
two way mirror to mount over flat screen TV.  
TV viewing area:  
40-5/16 in (wide) x 25-5/16 in (high)  
Interior dimensions behind frame:  
44-1/2 in (wide) x 30-1/2 in (high)  
Pages 4, 5



84-118 Track Mirror  
W 42 . D 1-1/4 . H 33-1/2 in  
1-1/4 in beveled mirror  
Pages 8, 9



84-141 Montreat Night Stand  
W 26 . D 16 . H 28 in  
Three drawers, adjustable levelers  
Page 4, 5



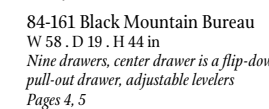
84-142 Groovy Bedside Chest  
W 30 . D 18 . H 30 in  
Two drawers, pull-out tray, adjustable levelers  
Page 9



84-160 Saxony Dresser  
W 64 . D 19 . H 38 in  
Six drawers, adjustable levelers  
Pages 8, 9



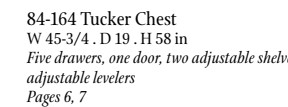
84-058 Montreat Tall Dining Table  
One 20 in butterfly leaf  
Table Sizes:  
W 40 . D 40 . H 36 in (with no leaves)  
W 40 . D 60 . H 36 in (with one leaf)  
Pages 16, 17



84-161 Black Mountain Bureau  
W 58 . D 19 . H 44 in  
Nine drawers, center drawer is a flip-down pull-out drawer, adjustable levelers  
Pages 4, 5



84-061 Saluda Wood Side Chair  
W 19-3/4 . D 22-7/16 . H 40 in  
Seat height: 17-3/4 in  
Seat depth: 17-1/2 in  
Pages 11, 12, 13



84-062 Saluda Wood Arm Chair  
W 22-7/16 . D 22-7/16 . H 40 in  
Seat height: 17-3/4 in  
Seat depth: 17-1/2 in  
Arm height: 24-3/4 in  
Pages 12, 13

### DINING ROOM



84-054 Cornerstone Dining Table  
Two 20" leaves  
Table Sizes:  
W 42 . D 42 . H 30 in (with no leaves)  
W 42 . D 62 . H 30 in (with one leaf)  
W 42 . D 82 . H 30 in (with two leaves)  
Pages 11, 12, 13, 14, 15



84-058 Montreat Tall Dining Table  
One 20 in butterfly leaf  
Table Sizes:  
W 40 . D 40 . H 36 in (with no leaves)  
W 40 . D 60 . H 36 in (with one leaf)  
Pages 16, 17



84-061 Saluda Wood Side Chair  
W 19-3/4 . D 22-7/16 . H 40 in  
Seat height: 17-3/4 in  
Seat depth: 17-1/2 in  
Pages 11, 12, 13



84-062 Saluda Wood Arm Chair  
W 22-7/16 . D 22-7/16 . H 40 in  
Seat height: 17-3/4 in  
Seat depth: 17-1/2 in  
Arm height: 24-3/4 in  
Pages 12, 13



## LIVING ROOM



**84-065 Arden Upholstered Side Chair**  
W 20 . D 23-3/4 . H 40 in  
*Seat height: 18-5/8 in*  
*Seat depth: 17-5/16 in*  
*Fabric: Velocity Bark*  
*Page 13, 14, 15*

**84-066 Arden Upholstered Arm Chair**  
W 24-3/4 . D 23-3/4 . H 40 in  
*Seat height: 18-5/8 in*  
*Seat depth: 17-5/16 in*  
*Arm height: 24-5/8 in*  
*Fabric: Velocity Bark*  
*Page 13, 15*



**84-067 Saluda Tall Dining Chair**  
W 19-3/4 . D 21-1/2 . H 44 in  
*Seat height: 24 in*  
*Seat depth: 17-5/8 in*  
*Page 16, 17*



**84-089 Black Rock Sideboard**  
W 60 . D 18 . H 40 in  
*Two drawers, three doors, silverware tray in top left side drawer, adjustable shelf, adjustable levelers*  
*Pages 11, 12, 13, 14, 15*



**84-092 Montreat Server**  
W 46 . D 18 . H 38 in  
*Five drawers, one door, large center opening, silverware tray in top left side drawer, adjustable shelf, adjustable levelers*  
*Pages 16*



**84-021 Montreat Drawer End Table**  
W 22 . D 26 . H 25 in  
*One drawer, lower shelf*  
*Pages 19, 20, 21*



**84-022 Cantilever End Table**  
W 22 . D 26 . H 25 in  
*Lower shelf*  
*Pages 19, 20, 21*



**84-023 Cantilever Cocktail Table**  
W 48 . D 28 . H 19 in  
*Lower shelf*  
*Pages 19, 20, 21*




**84-025 Montreat Sofa Table**  
W 52 . D 16 . H 29 in  
*Two drawers, lower shelf*  
*Pages 1, 23*



**84-035 Montreat Entertainment Console**  
W 54 . D 19 . H 34-1/4 in  
*Three drawers, two doors, two adjustable shelves, cord exits, electrical outlet, adjustable levelers*  
*Page 22*

## Montreat finish panel



Graphite